



Ministry of Health and Family Welfare  
Government of India



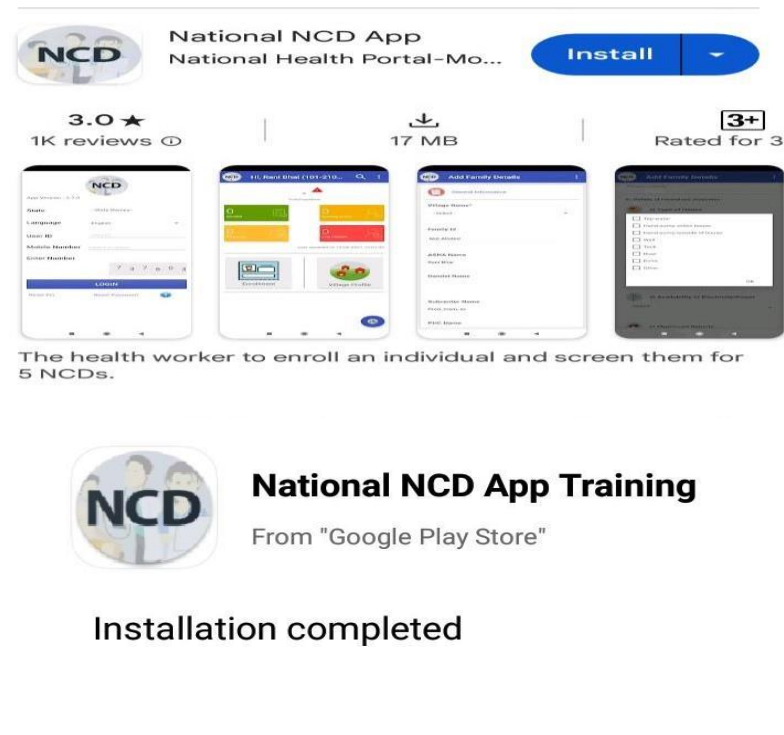
# Brief on National NCD Portal

**Offline App for ASHAs**

# Process to Download ASHA APP

- Open the Google Play Store App on the android Device
- Type in search bar – National NCD App
- Click on the NCD symbol
- Press on Install
- Once the app is downloaded open the app to proceed with login process.

**\*\*Note – ASHA app will work on android mobile/device and in offline mode only.**



# Login Process for ASHA APP

App Version : 3.4.1 (For Training Purpose Only)



- The latest version for one app is - 3.5.4 and we are using demo version for training purpose.
- Ensure all the permissions are allowed.
- Enter the details like – state, user id, mobile number and captcha.
- A 6 digit OTP will be received by the user on registered mobile number.
- Enter the OTP received via SMS

**State \***

--State Names--

Select from the drop-down options

**User ID \***

Enter User ID here

Enter ASHA's username

**Mobile Number \***

Enter Mobile Number

Enter mobile no. registered to the username

**Captcha \***

6 0 2 2 7 5

Enter captcha here

REGISTER

English



# Login Page – ASHA App

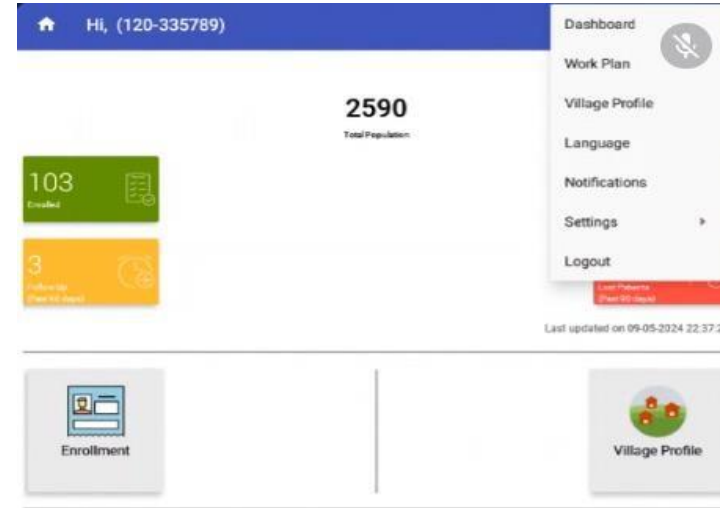
- On the “Home Page” various section with total population of the SC – enrolled, pending action, follow-up, lost patients counts are displayed.
- Last updated
- Enrollment
- Village Profile



# Login Page – ASHA App

Three dots features:

- Dashboard
- Workplan
- Village Profile
- Language
- Notifications
- Settings-data recovery
- Logout



Features in three-dots

# Enrollment

- The user can Enroll any individual from the catchment area by house to house visit through population enumeration in Family Folders.
- The user needs to enroll all the members of the family and fill the CBAC for the member above age of 30 or 30+ in the family.



# CBAC- Community Based Assessment Checklist

← sita ✕ 🔊

CBAC Date

Does this person have any of the following?

General Information

Personal Details

Part A: Risk Assessment

Part B: Early Detection

Part C: Risk factors for COPD

Part D: PHQ 2

**FINISH**

**Part A: Risk Assessment**

What is your age? ( in years ) 2

47 Yrs

Do you smoke or consume smokeless products such as gutka or khaini? 0

Never

Do you consume alcohol daily? 0

No  Yes

Measurement of waist (in cm) 2

More than 90 cm

Do you undertake any physical activities for minimum of 150 minutes in a week? 0

At least 150 minutes in a week  
 Less than 150 minutes in a week

Do you have any family history ( any one of your parents or siblings ) of high blood pressure, diabetes and heart disease? 0

No  Yes

**Total Score** 4

Every individual needs to be screened irrespective of their scores. A score above 4 indicates that the person may be at higher risk of NCDs and needs to be prioritized for attending the weekly screening day.

**Part B: Early Detection**

Ask if Patient has any of these symptoms

**B1: Women and Men**

Shortness of breath(difficulty in breathing) 0

Yes  No

Coughing more than 2 weeks\* 0

Yes  No

Blood in Sputum\* 0

Yes  No

Fever > 2 Weeks\* 0

Yes  No

Loss of Weight\* 0

Yes  No

Night Sweats\* 0

Yes  No

Are You Currently Taking Anti-TB Drugs\*\* 0

Yes  No

Anyone in Family Currently Suffering from TB\*\* 0

Yes  No

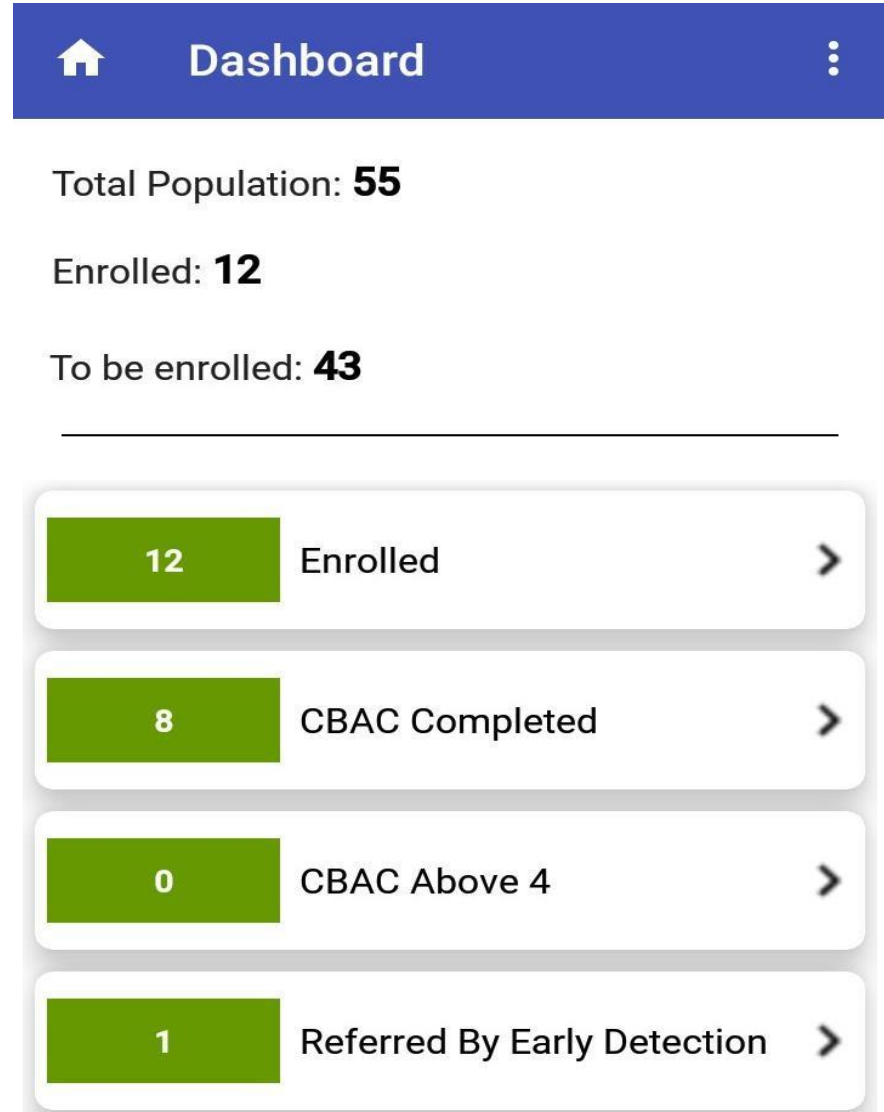
History of TB\* 0

Yes  No

Recurrent ulceration on palm or sole 0

# User Dashboard

- Enrolled
- CBAC Completed
- CBAC Score
- Referred by Early Detection



# Languages

- We have app 13 different languages so that the user can select the preferred and comfortable language and work seamlessly.

English ✓

हिन्दी

ಕನ್ನಡ

తెలుగు

मराठी

ਪੰਜਾਬੀ

Gujarati

தமிழ்

മലയാളം

বাঙালি

অসমীয়া

ଓଡ଼ିଆ

Khasi

NEXT

# Work Plan

- Pending Action
- Follow-Up
- Lost Patients

The screenshot displays a mobile application interface for a 'Work Plan'. At the top, there is a blue header with a home icon, the title 'Work Plan', and a user profile icon. Below the header, there are three tabs: 'PENDING ACTION (133)', 'FOLLOW UP (3)', and 'LOST PATIENTS (6)'. The 'PENDING ACTION' tab is selected. The main content area shows a list of items with counts in yellow boxes and right-pointing arrows:

- 17 Pending CBAC
- 103 Additional Enrollment info
- 13 Pending Screening

Below this list, there is another set of tabs: 'PENDING ACTION (133)', 'FOLLOW UP (3)', and 'LOST PATIENTS (6)'. The 'FOLLOW UP' tab is selected. The main content area shows a list of items with counts in yellow boxes and right-pointing arrows:

- 2 Uncontrolled
- 1 Controlled
- 0 Specialist advised visit

At the bottom, there is a third set of tabs: 'PENDING ACTION (133)', 'FOLLOW UP (3)', and 'LOST PATIENTS (6)'. The 'LOST PATIENTS' tab is selected. The main content area shows a list of items with counts in red boxes and right-pointing arrows:

- 6 Referred Not Reached
- 0 Lost to follow-up

Thank you